


ADVANCED TECHNOLOGY
IN SLEEPING™



THE DUX BED



CONTENTS

THE DUX® BED: SETTING THE STANDARD	03
SLEEP IS A NECESSITY	04
YOUR BODY IS UNIQUE	06
ENGINEERED TO HELP RELIEVE BACK PAIN	08
CORRECT SLEEP POSTURE	10
THE DUX DIFFERENCE	14
PASCAL®: OUR CUSTOMIZABLE CASSETTE SYSTEM	16
TOP PADS	20
RESEARCH & DEVELOPMENT	22
ENVIRONMENTAL POSITION / MATERIALS	24
OEKO-TEX STANDARD 100	26
DUX BED MODELS	28
BED ACCESSORIES	46
BED SPECIFICATIONS	50
WORLDWIDE STORE LOCATIONS	66



THE DUX® BED: SETTING THE STANDARD FOR OVER 97 YEARS

Since 1926, four generations of the Ljung family of Sweden have been committed to producing the most technologically advanced, long-lasting beds on the market. Every aspect of The DUX Bed is a direct result of over 97 years of science, research, and testing.

The following information will outline the importance of Correct Sleep Posture and the vital role sleep plays in your health and well-being.

The DUX Bed's dynamic spring system provides the ultimate in comfort by acting as a suspension system for your body. It adjusts to your contours, providing continuous support along every inch of your body.

The DUX Bed is designed to help ease pressure on your back, to keep your spine in line and to distribute your weight evenly to maximize circulation. The result is a bed that can help you fall asleep faster and stay in deep sleep longer, so you wake up feeling refreshed and restored.

Visit a DUXIANA® store near you and discover why The DUX Bed is more than just a bed, it's the first step to a better, healthier way of living.



OVER 97 YEARS OF
RESEARCH AND
DEVELOPMENT



PRECISION
ENGINEERED
TO HELP RELIEVE
BACK PAIN



THE DUX BED
IS BUILT TO LAST



DYNAMIC
CONTOURING FOR
FULL-BODY SUPPORT



THE
ENVIRONMENTALLY
RESPONSIBLE CHOICE



OEKO-TEX 100
CERTIFICATION

SLEEP IS A NECESSITY

In today's fast-paced world it seems that quality time in bed is a luxury. It isn't. Sleep is a necessity; a building block of life. You sleep so your mind and body can rest, recuperate and heal to prepare for the next day.

If you wake up with back pain, soreness, tingling in your arms or legs, or if you're simply waking up drowsy and tired, you can be sure you're not getting proper rest. After all, you've just slept, you should feel your best when you wake up in the morning.

The DUX Bed creates the ideal sleep environment by perfectly supporting every inch of your body. In the DUX Bed you sleep more comfortably, you toss and turn less and you wake up feeling refreshed and on your way to optimum health.

ONE BODY, TWO CLOCKS



Our bodies tick to two clocks. One clock is ruled by the Sun, and generally known as the Circadian Rhythm. The other clock, regulated by a gaggle of nerve cells in the brain called the suprachiasmatic nucleus (SCN), is called the Sleep/Wake Homeostat.

These two systems usually counterbalance each other. However, because they operate independently, they can become misaligned.

Visit *The Informed Sleeper* at duxiana.com to learn more about how to keep your system in balance.

- A Deepest sleep 2:00 AM
- B Lowest body temperature 4:30 AM
- C Sharpest blood pressure rise 6:45 AM
- D Melatonin secretion stops 7:00 AM
- E Highest alertness 10:00 AM
- F Best coordination 2:30 PM
- G Fastest reaction time 3:30 PM
- H Highest cardiovascular efficiency 5:00 PM
- I Highest blood pressure 6:30 PM
- J Highest body temperature 7:00 PM
- K Melatonin secretion starts 9:00 PM

YOUR BODY IS UNIQUE

One of the most important yet overlooked factors to consider in your search for the right mattress is that your body is unique. Your shape, and therefore your needs, are going to differ from your partner's. To give proper support, a bed must be designed to take this into account.

A bed that is too firm forces your body to conform to it, which can create pressure on your joints and impede circulation. Sleeping in a bed that does not contour to your body's unique design does not allow your body to relax, and therefore your comfort and quality of sleep are compromised.

Over 97 years of ergonomic research and design have resulted in a dynamic spring system that actively adjusts to your individual body shape and movements. This helps you to get comfortable and stay comfortable, all night long. Also if you share your bed with someone, you can each customize your side of the bed by choosing the level of support needed at your shoulders, hips, and legs.

The DUX® Bed is designed with you in mind.



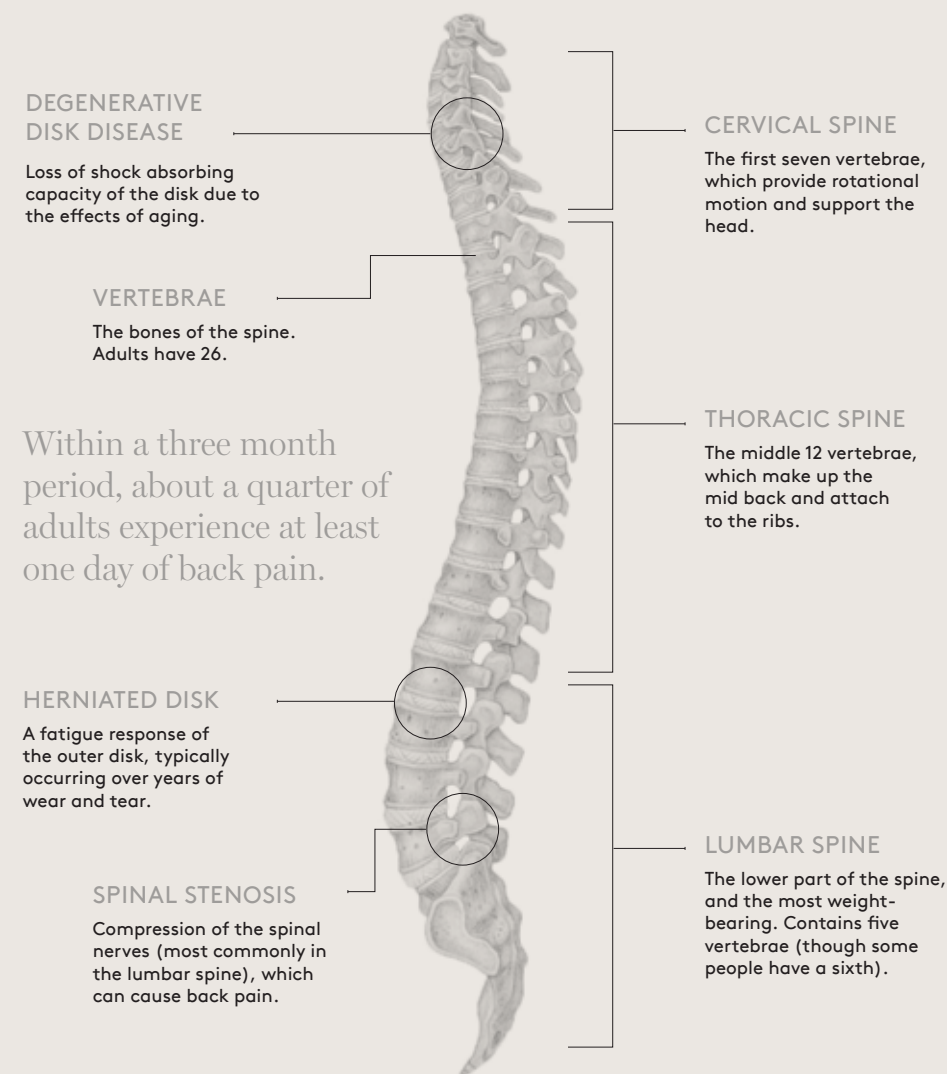
ENGINEERED TO HELP RELIEVE BACK PAIN

With over 120 muscles, 100 joints and 220 ligaments, the human spine is a mechanical marvel. Its 13.5 million neurons carry commands from the brain to the rest of the body. Your back muscles are continuously working to support your spine — even when you're sitting, or standing still. The spine's only down time is during sleep. And even then, it needs proper support to fully relax.

WE'VE GOT YOUR BACK

According to medical research, over 80% of us will experience back pain at some point in our lives. The chairs we sit in, the shoes we wear, the sports we play, the stress in our lives — all contribute to back pain.

And back muscles don't necessarily go to sleep when you do — they can stay tense if your mattress doesn't provide proper, continuous support.



CORRECT SLEEP POSTURE

One of the only ways to achieve a deep and restful night of sleep is through Correct Sleep Posture. Correct Sleep Posture dictates that your spine rests in a natural, comfortable position. The spine should be loosely perpendicular to your shoulders and hips, as your body is supported evenly throughout its length. The vast majority of mattresses on the market will force you to compromise on Correct Sleep Posture, which can leave you feeling tired and sore.

If you are sleeping on a bed that is too firm, your body, not the bed, does the work. Your shoulders and hips are not able to sink in, so they buckle toward each other resulting in a curved, stressed spine. In a sagging bed, your body sinks into a hammock position causing your shoulders and hips to pinch in, with your spine ending up unnaturally curved. (See graphic at right)

Sleeping with a curved spine not only creates severe pressure on its joints, but also at the sacrum, where the spine connects to the pelvis. This is an important area where stress can be intensely concentrated, which can ultimately aggravate lower back pain. Furthermore, your muscles remain tight all night trying to protect your spine and are never given the chance to fully relax.

Sleeping in a bed that doesn't contour to and support your spine evenly can also create pressure points that result in poor circulation. Starving your body of the appropriate blood and oxygen flow can lead to numbness and tingling, robbing your muscles of the ability to recuperate at night. As a result, your body spends the night constantly adjusting, trying to get comfortable, and is never given the chance to rest and recharge.

The DUX® Bed's unique spring system is flexible enough to let your shoulders and hips sink in, yet resilient enough to rise up and support your lower back. In The DUX Bed, your spine is able to rest in a natural, more relaxed position for Correct Sleep Posture.

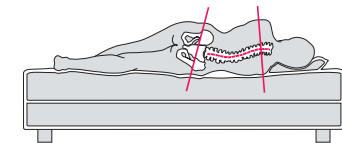


THE MYTH OF THE HARD BED EXPLAINED

Do you know why you've been told that sleeping on a firm bed is good for you? Historically mattresses were made of materials that would compress. This caused them to sag in the middle forcing people to sleep in a hammock position. Not surprisingly, people complained about back pain and as a remedy were told to place a board under the mattress for support. Thus, the myth of the hard bed was born.

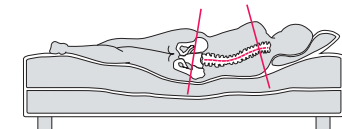
As a result, one of the major misconceptions people have when choosing a mattress today is that they confuse the word "firm" to mean "supportive".

Research has proven beds that are too firm create an inflexible and unsupportive mattress, forcing your body to conform to it. A bed that's too firm not only creates pressure points that inhibit circulation but also makes it virtually impossible to align your spine.



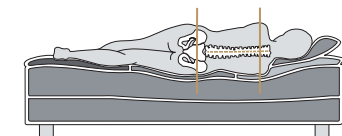
HARD BED

Your shoulders and hips buckle inward, forcing your spine into an unnatural position.



SAGGING BED

Your body sinks into a hammock position causing your shoulders and hips to pinch in, curving your spine.



THE DUX BED

Flexible enough to let your shoulders and hips sink in, yet supportive enough to rise up and contour to your lower back.

THE DUX® BED: UNMATCHED COMFORT THROUGH PROPER SUPPORT

Is your bed putting pressure on your shoulders or hips?

LOWER BACK PAIN

The crucial area for back pain is where the spine meets the pelvis. To reduce pressure in this area a bed must be flexible enough to allow the shoulders and hips to sink in yet resilient enough to rise up to support the lower back.

LEGS:

The DUX Bed not only rises up to support the lower back but also elevates the legs to help the spine rest in a natural position for correct sleep posture.

HIPS:

The DUX Bed is designed to let the hips sink in. This allows them to rest loosely perpendicular to the spine, which can reduce pressure in the lumbar region where the spine meets the pelvis.

LOWER BACK:

While your shoulders and hips are allowed to sink in, The DUX Bed rises up to support your lower back.

NECK:

Allowing your shoulders to sink in can also provide relief from neck and circulatory problems.

SHOULDERS:

Allowing the shoulders to sink in can also help reduce pressure points that inhibit circulation.



THE DUX® DIFFERENCE: IT ALL RESTS WITH THE SPRINGS

By combining over 97 years of research and engineering with the highest quality Swedish steel, we have developed a spring that is unparalleled in the bedding industry; unparalleled in support, flexibility, and resilience.

Nearly one mile of high carbon Swedish steel is used to make what amounts to up to 4,188 springs in The DUX Bed. That is in relation to about 1,000 springs offered in most conventional mattresses. With more springs, The DUX Bed maximizes the distribution of your body weight resulting in fewer pressure points, increased circulation and less tossing and turning. Furthermore, only the

dynamic nature of a spring system can actively contour to all your movements at night.

No matter what your body type, shape or needs, the unique multi-layered spring system will contour to your natural curves, support concave areas such as your lower back, and hold your spine and body in a natural, comfortable position. Only in this way will your body and mind be fully able to relax.

QUITE POSSIBLY THE LAST BED YOU WILL EVER OWN

Do you know why you've been told to flip your mattress? Over time, the springs in ordinary mattresses lose

their retention and support. If you look at the surface of your bed you may notice some sagging where your body usually lies. Flipping your mattress is only an attempt to prolong the life of inferior springs.

Due to the unique design of the DUX spring system, you will never have to flip The DUX Bed. In fact, the springs are so resilient, people in Sweden have been commonly known to pass The DUX Bed down from generation to generation.



A SMALL SPRING WITH A LARGE APPLICATION

The DUX® Bed is defining the future of sleep. Our innovative technologies have resulted in a spring that is smaller and thinner than any in the industry and has opened the door to a revolutionary application unique to DUX - The Pascal® System.





INTRODUCING PASCAL®: OUR CUSTOMIZABLE CASSETTE SYSTEM

Customizable support designed to meet your individual needs – and to change as you change.

IN THE DUX® BED, YOUR COMFORT NO LONGER HAS TO BE A COMPROMISE

DUX is proud to introduce you to our Pascal system, a breakthrough in customizable sleep technology. We have the technology to not only produce what we believe to be the worlds best, but also the industry's smallest, lowest profile spring.

Over the 97 years that we have been making and selling The DUX Bed, we have noticed that when couples purchase a bed, one person is often forced to compromise to the other's preferences. This can leave one of you to sleep while the other tosses and turns. There is no other mattress on the market that takes people's specific differences into account like The DUX Bed.

We named our patented cassette system in honor of the famed French physicist and mathematician Blaise Pascal. A "pascal" is an international unit of measure for pressure — in our case, a measure of the precise

pressure required by each spring in our family of cassettes to support the resting body.

This unique invention, developed after years of research and testing, consists of spring cassettes of different densities or tensions. The result is a thin top layer of springs that create separate support zones for your shoulders, hips, and legs. You arrange the cassettes to fit your specific body shape and requirements for correct sleep posture. Additionally, if you share your bed with someone, each of you can customize your own side.

Another unique benefit of Pascal is that should your lifestyle change over time due to weight loss, weight gain, pregnancy, or even an injury, simply unzip the top of the bed and reconfigure the cassettes accordingly.



WITH PASCAL®, YOU DECIDE WHAT'S COMFORTABLE

Unless you and your partner are identical in shape, size, and weight, you need a bed that will take your inherent differences into account. Our Pascal system of interchangeable spring cassettes allows you and your partner to individually customize the support and comfort for each side of the bed.

The top layer of The DUX® Bed can be unzipped to reveal six interchangeable spring cassettes — three for each side. The cassettes come in three different spring densities: soft, medium, and firm. By opening the top of the bed to access the cassettes, you can choose the level of support needed for each of your shoulders, hips, and legs. While you may prefer firm support under your lower back, your partner may need more flexibility to help achieve proper spinal alignment.



SHOULDER SUPPORT

The shoulder support cassette lets your shoulder sink while lifting up to support your head so your neck and spine can align.

HIP SUPPORT

The hip support cassette allows your hip to sink to its natural level while providing just enough counter support to keep your spine straight, loose and relaxed.

LEG SUPPORT

The leg support cassette slightly elevates your legs so your spine stays aligned while maintaining circulation to your feet.



The Pascal system allows you and your partner to individually customize the support and comfort for each side of the bed.



Remove the top pad and unzip the top of the bed.



A zipper allows for easy access to the Pascal spring cassettes.



The Pascal spring cassettes come in three densities: soft, medium and firm, allowing you to customize the support and comfort for each side of the bed.

A close-up, artistic photograph of a bed's top pad. The fabric is light-colored and features a repeating pattern of the word 'DUX' in a dark, serif font. The pattern is arranged in a grid-like fashion, with the words slightly offset in each row. The lighting is soft and directional, coming from the upper left, which creates gentle shadows and highlights the texture of the fabric. The focus is sharp in the middle ground, showing the individual letters and the way they interact with the folds of the material. The background and foreground are slightly blurred, emphasizing the central pattern.

TOP PADS

The top pad is an integral part of The DUX® Bed, enhancing the personal feel and comfort vital to a great night's rest. Unlike most beds with pillow tops, our top pads are not fastened to the bed. Not only does this complement the contouring nature of our beds, but in the case of a spill or wear, you can simply replace the top pad without having to replace the entire mattress.

OVER 97 YEARS OF RESEARCH AND DEVELOPMENT

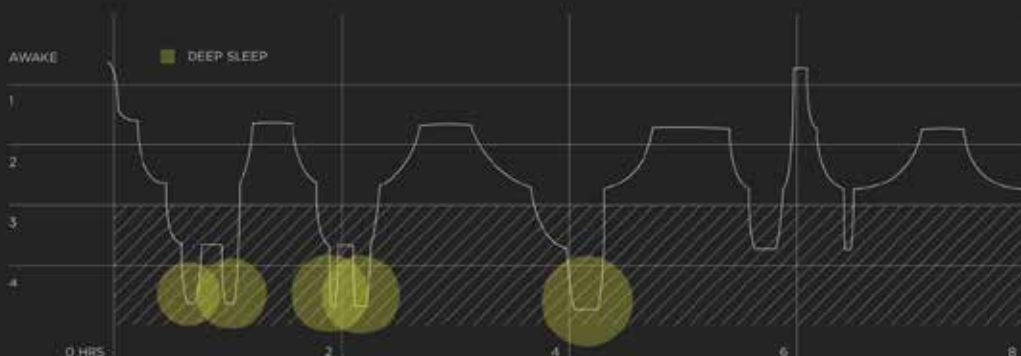
We take sleep seriously. We study it. We measure it. We investigate its every aspect. We're experts in the mechanics of sleep. We understand the vital role sleep plays in the body's cycle of healing, growing and rejuvenating. DUX® High Performance Sleep Systems are the result of over 97 years of research and development. Our component system provides an unrivaled level of ergonomic support, so you can experience significantly higher quality sleep.



EXPERTS CONCUR: 10% MORE DEEP SLEEP EACH NIGHT

An independent study conducted by the Karolinska Institute of Sweden, the prestigious medical university that awards the Nobel Prize in Physiology and Medicine and is unaffiliated with DUX, compared the sleep patterns of individuals on various innerspring mattresses. By using an EEG to record the electrical activity in the cerebral cortex of the brain, they concluded that The DUX Bed scored consistently higher for providing more Deep Sleep. Those sleeping in The DUX Bed not only reached the Deep Sleep stage of sleep faster but also remained in Deep Sleep longer. The study concluded that The DUX Bed provided approximately 10% more Deep Sleep than the competition – the equivalent of about an extra hour each night.

It is also universally accepted that the body and mind rest and recuperate best during Deep Sleep.



CLOCKWISE FROM TOP

A compression simulator is used to measure the distribution of pressure against the body. See results in graph below.

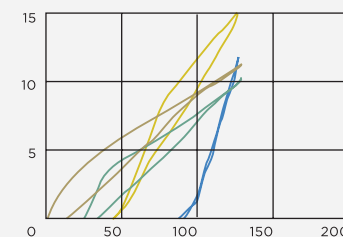
Our patented Pascal® spring design.

The continuous-coil design of the DUX spring system, manufactured by DUX.

A 250 lb. wooden dummy (Fingal) rolls back and forth testing beds for 24 hours a day for seven days straight. This adds up to approximately 600,000 times or roughly 30 years of use.



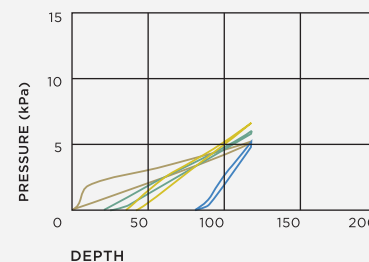
PRESSURE TEST RESULTS



ORDINARY MATTRESS

With only about 1,000 springs most mattresses may not give you even support across all critical zones of your body. The lack of even support may not only be uncomfortable but can also put additional pressure on your body and spine.

Each line represents a different body zone. As you can see on an ordinary mattress, there is not only more pressure against your body but also the distribution of support is uneven, resulting in long divergent lines. The result is an unsettling night's sleep.



THE DUX® BED WITH PASCAL

As is evident by the shorter and more clustered lines, the pressure against the body in a DUX bed with Pascal is not only lower, but the distribution is also more even. With up to 4,188 springs The DUX Bed evenly supports all of the critical areas of your body giving you a more comfortable, deeper night's rest.

REPLACE. RENEW. RESTORE

THE ENVIRONMENTALLY RESPONSIBLE CHOICE

The DUX® Bed's innovative design is comprised of customizable components. Our top pad is not fastened to the bed, the top of the mattress unzips to allow access to the Pascal® cassette system, and the dual spring bases operate independently of each other.

These customizable components are replaceable, and some even upgradable. The result is a bed that can not only be restored as it shows wear, but may be improved with the release of new accessories and technological innovations.

Our renewable design means The DUX Bed may be the last bed you'll ever own. This, coupled with the highest-quality materials results in a bed that is made to last. And, simply put, the longer a bed lasts the fewer will end up in landfills.

By choosing DUX you are making the environmentally responsible choice.

HIGH PERFORMANCE MATERIALS

The integrity of each DUX Bed starts with the integrity of the materials we choose for construction. The DUX Bed uses only the highest-grade materials, all chosen for their performance characteristics.

We specify the finest steel wire from Sweden's world-renowned steel industry to manufacture our own springs. The bed base is constructed using wood harvested from Northern Sweden, where bitter cold winters produce slow growth pine that is unmatched in strength. Our beds are covered in a high-quality cotton ticking that provides exceptional comfort. And our top-pads are made of a natural hevea latex blend, the best surface we have found to prolong the life of the bed while adding to its supportive qualities. The result is a bed renowned for its quality, comfort and durability.



HIGH CARBON SWEDISH STEEL

The finest Swedish steel is the backbone of every DUX® bed. Nearly one mile of steel wire is used to create the continuous-coil design in a king-size DUX Bed. This unique design coupled with the strongest Swedish steel allows us to make one of the most resilient and dynamic springs on the market.



QUILTED NATURAL COTTON

The DUX Bed uses quilted natural cotton. A woven, rather than knit ticking is used on all of our beds. The result is a high-quality ticking that provides exceptional durability.



SLOW GROWTH SWEDISH PINE

The wood used to construct our bed frame grows in the northernmost part of Sweden. The extremely harsh winters produce trees that grow very slowly – evidenced by the tightly spaced growth rings – producing pine that is unmatched in strength.

This pine is used to create the foundation of every DUX bed. The result is a base that is constructed less like a mattress and more like a piece of furniture.



NATURAL HEVEA LATEX BLEND

When consumers want to know a product is good for the environment while not sacrificing on performance and comfort, blended latex is the answer. Elasticity, conformity, health benefits and a luxurious feel – our blended latex made with 70% natural latex harvested from the hevea tree, makes a product with extended durability that nature provided and we perfected.



PROUD RECIPIENT OF THE OEKO-TEX® STANDARD 100 CERTIFICATE

We are proud to announce that The DUX® Bed has once again received the Oeko Tex 100 stamp of approval. This certificate means that The DUX Bed meets the strict human-ecological requirements of being completely free of any unhealthy or harmful substances.

In The DUX Bed you can be sure you are sleeping on a bed that is toxin-free.

DUX® 1001
LEGENDARY COMFORT

BASED ON THE ORIGINAL DUX BED DESIGN, SLEEP
ON THE DUX 1001 AND YOU ARE SLEEPING ON OVER
97 YEARS OF RESEARCH AND DEVELOPMENT





THE DUX® 1001
WITH REMOVABLE
SUPPORT TOP PAD



DUX® 1001

The DUX 1001 is based on the very first DUX bed manufactured in 1926. It is the combination of our proud heritage and new technology in its purest form.

The technology and design has been developed and refined over the years, but this model was the foundation of the legendary DUX comfort that has been helping people all over the world enjoy a better night's sleep since 1926.

The DUX 1001 is a single frame bed made of durable materials encasing a double layer of the unique DUX interlocking spring system, available in medium or firm variants. If you have not yet slept in a DUX bed, this is the perfect introduction to DUX comfort and support.

**THE ORIGINAL
DUX BED -
HELPING
PEOPLE SLEEP
SINCE 1926.**

DUX® 3003 CUSTOMIZABLE SIMPLICITY

EXPERIENCE DEEP REJUVENATIVE SLEEP ON A BED
THAT ADAPTS TO MEET YOUR INDIVIDUAL NEEDS

THE DUX® 3003
KING SIZE BED
WITH REMOVABLE
SUPPORT TOP PAD



DUX® 3003

The high level of comfort of the DUX 3003 stems from the interaction between two ingenious DUX innovations: the DUX spring system with thousands of interlocking coils and our unique Pascal system of interchangeable spring cassettes that easily adapt to your individual needs.

People come in all different shapes and sizes, and we all have different sleeping habits. A bed that is adaptable could be the perfect solution. The 3003 is exactly that.

Depending on the size of the bed, the Pascal system contains up to 6 cassettes arranged to suit the body's three comfort zones: shoulders, hips, and legs.

With cassettes of different densities, each side of the bed can be customized based on your specific needs and preferences.

DUX® 6006 SUPERIOR ADAPTABILITY

WHEN TECHNICAL INNOVATION MEETS
SMART, USER-FRIENDLY DESIGN, THE RESULT
IS UNPARALLELED COMFORT.



THE DUX® 6006
KING SIZE BED
WITH REMOVABLE
SUPPORT TOP PAD



DUX® 6006

In the DUX 6006 three layers of Swedish steel springs are arranged in a separate foundation and spring top. This gives the 6006 a deep, plush feel while providing exceptional support.

The DUX 6006 features our most renowned and popular innovations working together for maximum comfort.

EXPERIENCE PERFECT SLEEP POSTURE ON A BED DESIGNED FOR YOUR INDIVIDUAL NEEDS.

First, there is the unique double layer of thousands of dynamic, interlocking springs that provide exceptionally deep suspension. The DUX 6006 also features our innovative Pascal system. With Pascal, you can customize the support on each side of the bed using interchangeable spring cassettes available in soft, medium, or firm. With Pascal your comfort no longer has to be a compromise.

DUX® 8008
EXCEPTIONAL FLEXIBILITY

ENJOY NUMEROUS CUSTOMIZATION
POSSIBILITIES ON THE MOST VERSATILE BED
WE HAVE EVER DESIGNED





THE DUX® 8008
WITH REMOVABLE
SUPPORT TOP PAD



DUX® 8008

OUR MOST
ADVANCED MODEL
COMBINES OVER
97 YEARS OF
TECHNOLOGICAL
INNOVATIONS INTO
ONE HEAVENLY
NIGHT OF SLEEP.

The DUX 8008 is our most advanced model to date. It has more than twice as many springs as an ordinary bed – and more customization options than any other. The double layer of the DUX spring system with thousands of interlocking springs provides deep suspension and contouring.

Depending on the size of the bed, it can accommodate up to six Pascal cassettes, arranged to suit the body's three comfort zones: shoulders, hips, and legs. Each zone can be customized to soft, medium or firm.

The DUX 8008 is also equipped with an adjustable lumbar support on each side of the bed. Simply turn the lever to set the desired level. This is a bed that supports your body where you need it most.



THE DUX®
DYNAMIC WITH
REMOVABLE
SUPPORT TOP PAD



DUX® DYNAMIC

CUSTOMIZABLE COMFORT ZONES PLUS THE ADDED ADVANTAGE OF ADJUSTABILITY

The DUX Dynamic might just be the world's most advanced adjustable bed. It not only combines elevation capabilities with the best that a traditional DUX bed has to offer — like Pascal customizable comfort zones — but it also boasts an additional adjustable area for the head. Wrestling with additional pillows to prop your head up to read in bed will be a thing of the past.

Customize each side of the bed with a simple press of a button with our handheld bluetooth controller.

THE DUX® 101
FRAMELESS WITH
REMOVABLE
SUPPORT TOP PAD



DUX® 101 FRAMELESS

The DUX® 101 two-layer spring construction offers legendary comfort and support, combining our proud heritage with advanced technology. It's a true statement of DUX know-how, craftsmanship, and quality.

The mattress is based on the original DUX 1001 in features yet is built without our signature internal hardwood frame.

The DUX 101 Frameless is the perfect answer to those who may already have an existing bed frame or platform bed.

A POWERFUL AND ELEGANT FRAMELESS MATTRESS

THE DUX® 303
FRAMELESS WITH
REMOVABLE
SUPPORT TOP PAD



DUX® 303 FRAMELESS

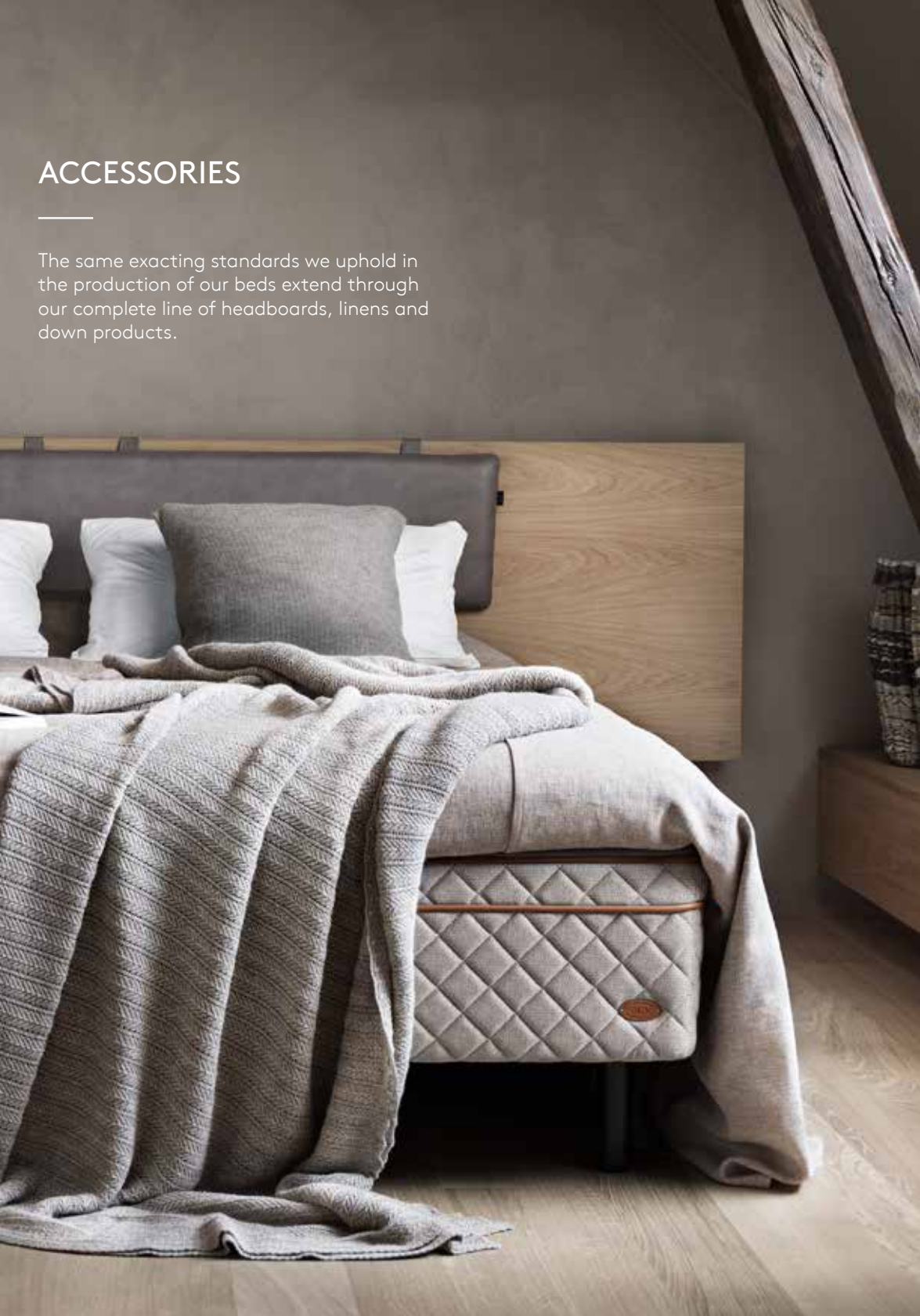
The DUX 303 Frameless has all the features of a DUX 3003 without an internal hardwood frame. Thousands of interconnected coils and Pascal, our customizable cassette system, allow you to customize each side of the bed to your individual body shape and needs.

The DUX 303 Frameless is the perfect answer to those who may already have an existing bed frame or platform bed.

A POWERFUL
AND ELEGANT
FRAMELESS
MATTRESS WITH
THE PASCAL®
CUSTOMIZABLE
SUPPORT SYSTEM

ACCESSORIES

The same exacting standards we uphold in the production of our beds extend through our complete line of headboards, linens and down products.



PILLOWS

The pillow plays an integral role in the way in which you sleep. The right neck support is vital to the proper alignment of your spine. With the purchase of a new bed it is always a good idea to reassess the firmness of your pillows.

THE DUX® XLEEP PILLOW is yet another DUX innovation. The inner core contains a system of active micro springs to ensure that the neck and head stay aligned with the spine. The spring system allows the down pillow to retain its original shape and elasticity. The core is encased in a down filled, removable cover that can be washed and replaced.

DUVETS

Down is nature's finest insulator. Coupling high quality down with excellent design and workmanship, we achieve a product that will add to the warmth and comfort of your sleep environment.

HEADBOARDS

DUXIANA offers a range of headboards to complement your DUX bed. Your bed can also work with most other existing bed headboards and frames. Our headboards are available in many styles with various upholstery options. Some styles include adjustable backrests for support while reading in bed.

LINENS

Our customers value the highest quality goods for their bedroom. To complement your DUX bed, we offer a selection of the finest linens, bed skirts and base covers in a large selection of colors to match any décor. As a service to our customers we also offer custom made linens to help you create your ideal sleep environment.

LEGS

DUX beds are constructed with a hardwood frame that can be used with a variety of leg choices or in an existing bed frame. Leg styles include square, round, tapered, leather and aluminum and are available in a variety of heights and stain colors.

ALLERGY COVERS

Allergies can ruin a good nights' sleep. Our allergy covers are breathable and lightweight. They provide a barrier through which dust mites and allergens cannot pass. The revolutionary tight-weave structure permits air and moisture to pass through, allowing the skin to breathe freely. This ensures that you sleep coolly and comfortably through the night.

INNOVATION IS IN THE DETAILS

SHOWN: DUX® 6006/8008 WITHOUT TOP PAD

REMOVABLE TOP COVER WITH ZIP

The top cover may be opened with the zipper to replace or adjust the Pascal cassettes. The entire top cover can be replaced if necessary.

TICKING

Woven ticking is used rather than knit ticking to provide extra durability and shape retention.

UPPER LAYER OF SPRINGS

The upper layer of springs support and dynamically conform to the body's contours.

QUILTING

The eloquently quilted fabric is a DUX signature, created for optimum durability and comfort.

LOWER LAYER OF SPRINGS

The lower layer of springs provide deep suspension and a counter lift equal to the weight of the body.

FELT PAD

The woven fiber felt pad helps ventilation, and protects against dust.

LEG ATTACHMENT

The slow-growth pine frame with integrated M8 threads not only creates a bed that is constructed like a piece of furniture, but also gives the option to drop the bed into a frame or screw legs directly into the base.

GRAPHITE LATEX

We use a natural latex from the hevea tree, blended with graphite latex, for its supportive properties.

DUX PASCAL SYSTEM

Beds with the Pascal system, allow you to customize each side of the bed to your individual needs and preferences.

REINFORCED SIDES

The outermost springs along the perimeter of the bed are of slightly thicker gauge. Where the edges of most beds tend to collapse, the DUX bed cradles you comfortably and securely throughout the night.

WADDING

Our wadding consists of 70% cotton and 30% polyester for extra durability.

DOUBLE SEAMS

All sides of the bed are reinforced with double seams.

ATTACHMENT

The spring system is attached securely to the wooden frame along all sides using multiple anchor points to reduce noise.

WOODEN FRAME

The wooden frame of every DUX bed is made of close-grained Swedish pine for longevity and to withstand heavy loads and has pre-drilled holes for headboard attachment.

NATURAL LATEX

Our research reveals that 70% of natural latex and 30% synthetic latex provide the optimal relationship between comfort and durability.

STEEL

Our springs are made of top-quality Swedish steel from Garphyttan iron ore and fabricated to our own specifications.

COTTON

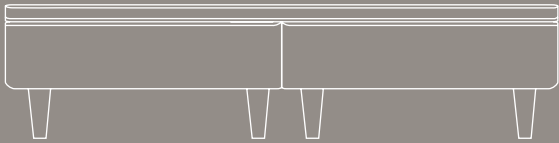
Our cotton ticking is both soft and strong. The dense weave and the long cotton fibers contribute to its durability and luxurious feel.

PINE

The wooden frames are manufactured from slow-growth graded pine from northern Sweden. The cold winters mean the trees grow slowly, resulting in close-grained wood that is exceptionally strong and durable.



Available in dual
or single base.



1001

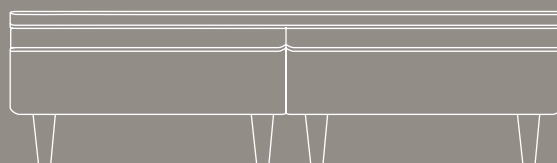
The DUX® 1001 dynamic two layer spring construction is the perfect introduction to legendary DUX comfort and support. The DUX 1001 is based on the original DUX bed design - first manufactured in 1926.

SIZES & DIMENSIONS		SPRING COUNT
TWIN SHORT	38 x 75"	1,024
TWIN LONG	38 x 80"	1,092
FULL	54 x 75"	1,492
QUEEN	60 x 80"	1,776
CAL. KING	71 x 83"	2,162
DUAL CAL. KING	71 x 83"	2,112
KING	76 x 80"	2,244
DUAL KING	76 x 80"	2,184
MATTRESS HEIGHT		10 1/4"
MATTRESS HEIGHT WITH XUPPORT TOP PAD		12 3/4"
RECOMMENDED LEG HEIGHTS		7 3/4", 9", 11 1/4"





Available in dual
or single base.



3003

The DUX® 3003 is the result of two DUX innovations – the DUX spring system, with thousands of inter-connected coils, and our unique Pascal system. The Pascal system has interchangeable spring cassettes that allows you to customize each side of the bed to your individual body shape and needs.

SIZES & DIMENSIONS		SPRING COUNT
TWIN LONG	38 x 80"	1,680
QUEEN	60 x 80"	2,364
CAL. KING	71 x 83"	3,254
DUAL CAL. KING	71 x 83"	3,204
KING	76 x 80"	3,420
DUAL KING	76 x 80"	3,360
MATTRESS HEIGHT		13 ½"
MATTRESS HEIGHT WITH XUPPORT TOP PAD		16"
RECOMMENDED LEG HEIGHTS		6 ¼", 7 ¾", 9"





6006

The DUX® 6006 combines a two layer base for deep contouring support. Our Pascal system of interchangeable spring cassettes allows you to customize each side of the bed. With Pascal, you can quickly change the amount of support under your shoulders, hips and legs.

SIZES & DIMENSIONS		SPRING COUNT
TWIN LONG	38 x 80"	2,112
QUEEN	60 x 80"	3,288
CAL. KING	71 x 83"	4,008
KING	76 x 80"	4,188
BASE HEIGHT		8¾"
SPRING TOP HEIGHT		8¾"
TOTAL MATTRESS HEIGHT		17½"
MATTRESS HEIGHT WITH XUPPORT TOP PAD		20"
RECOMMENDED LEG HEIGHTS		4¾", 6¾" 7¾"

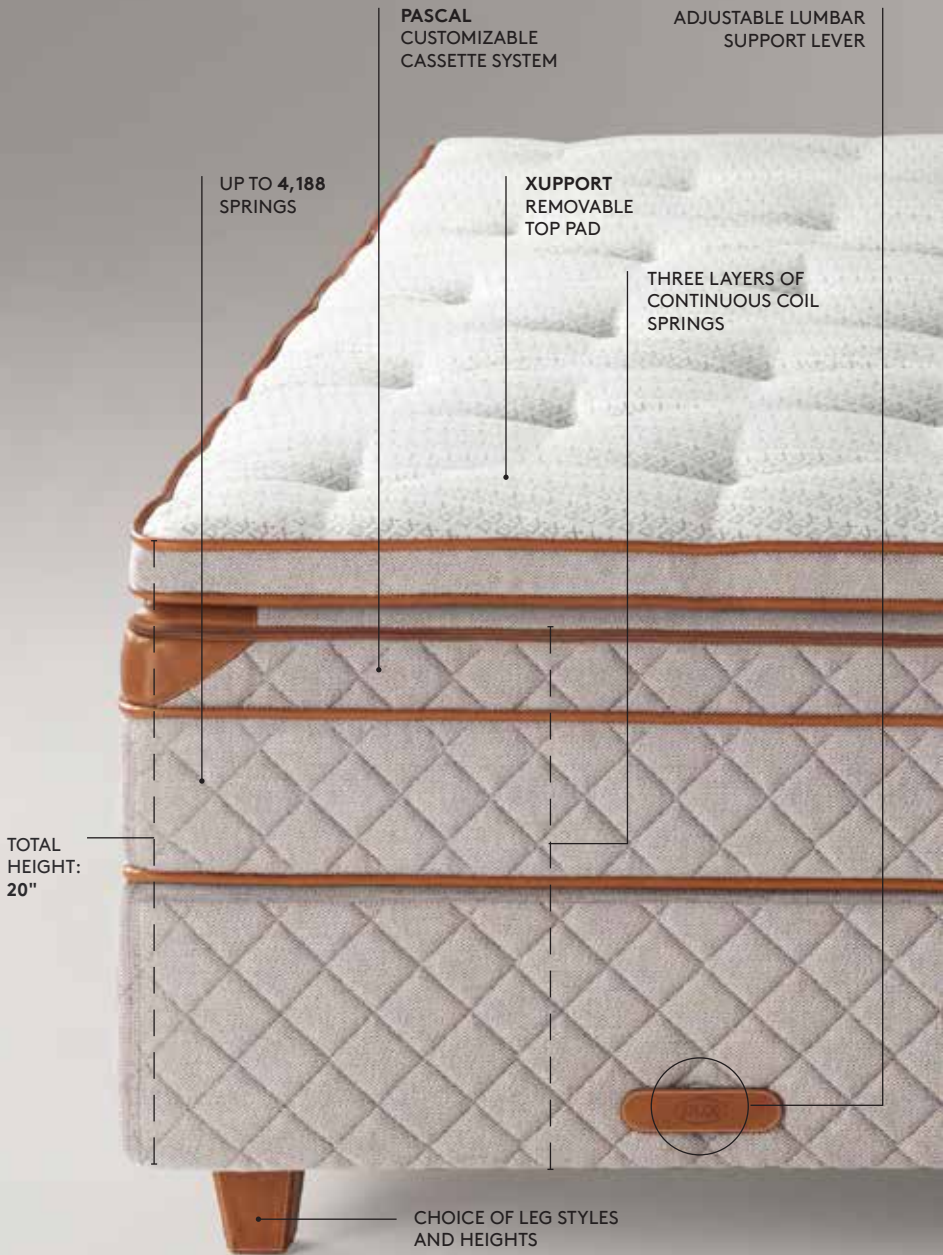


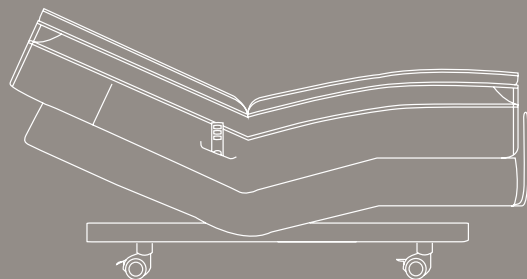


8008

The DUX® 8008 offers our Pascal system of interchangeable spring cassettes. It also features an additional level of customizability in the form of our adjustable lumbar support for optimum relief and recovery. The result of over 97 years of sleep research and innovation, the DUX 8008 provides you with the ultimate sleep experience.

SIZES & DIMENSIONS		SPRING COUNT
TWIN LONG	38 x 80"	2,112
QUEEN	60 x 80"	3,288
CAL. KING	71 x 83"	4,008
KING	76 x 80"	4,188
BASE HEIGHT		8¾"
SPRING TOP HEIGHT		8¾"
TOTAL MATTRESS HEIGHT		17½"
MATTRESS HEIGHT WITH XUPPORT TOP PAD		20"
RECOMMENDED LEG HEIGHTS		4¾", 6¾" 7¾"





DYNAMIC

The DUX® Dynamic combines the best that a traditional DUX bed has to offer, with the added advantage of adjustability. Choose the position yourself with a simple press of a button on the handheld controller. DUX Dynamic is operated by a reliable low-voltage motor. Three layers of springs guarantee a great night's sleep. The top layer is based on our Pascal system that molds to your three body zones: shoulders, hips, and legs.

SIZES & DIMENSIONS		SPRING COUNT
TWIN LONG	38 X 80"	2,156
QUEEN	60 X 80"	3,336
CAL. KING (DUAL BEDS)	71 X 83"	4,056
KING (DUAL BEDS)	76 X 80"	4,312
HEIGHT TO TOP OF QUILTED BED BASE (INCLUDED WITH BED)		14 1/4"
TOTAL BED HEIGHT (INCLUDING LEGS)		23"
TOTAL BED HEIGHT WITH XUPPORT TOP PAD		25 1/2"





XCLUSIVE

The Xclusive is our most advanced and luxurious bed. The ultimate in design and luxury, The DUX® Xclusive is a fully customizable sleep system complete with headboard and chrome spider legs. It features our patented Pascal cassettes, additional lumbar support lever and is finished in the highest quality full-grain aniline leather.

SIZES & DIMENSIONS		SPRING COUNT
QUEEN	60 x 80"	3,288
CAL. KING	71 x 83"	4,008
KING	76 x 80"	4,188
* PRICES INCLUDE XUPPORT TOP PAD		
BASE HEIGHT		8¾"
SPRING TOP HEIGHT		8¾"
TOTAL MATTRESS HEIGHT		17½"
MATTRESS HEIGHT WITH XUPPORT TOP PAD		20"
RECOMMENDED LEG HEIGHT		4¾"





101 FRAMELESS

The DUX® 101 two-layer spring construction offers legendary comfort and support, combining our proud heritage with advanced technology. The mattress is based on the original DUX 1001 in features yet is built without our signature internal hardwood frame.

The DUX 101 Frameless is the perfect answer to those who may already have an existing bed frame or platform bed.

SIZES & DIMENSIONS		SPRING COUNT
TWIN	38 X 75"	1,470
TWIN LONG	38 X 80"	1,568
FULL	54 X 75"	2,026
QUEEN	60 x 80"	2,412
CAL. KING	71 x 83"	2,964
KING	76 x 80"	3,100
* PRICES INCLUDE XUPPORT TOP PAD		
MATTRESS HEIGHT		10¾"
TOTAL MATTRESS HEIGHT WITH XUPPORT TOP PAD		12¾"



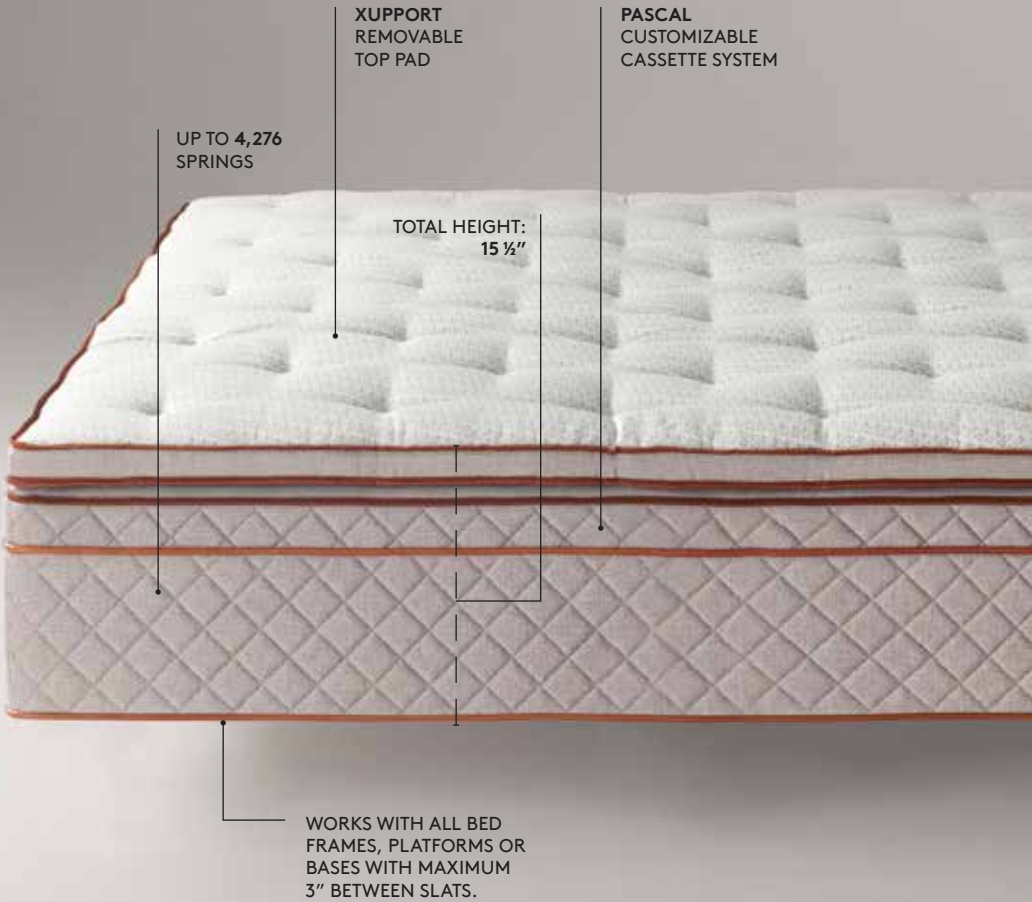


303 FRAMELESS

The DUX® 303 Frameless has all the features of a DUX 3003 without an internal hardwood frame. Thousands of interconnected coils and Pascal, our customizable cassette system allow you to customize each side of the bed to your individual body shape and needs.

The DUX 303 Frameless is the perfect answer to those who may already have an existing bed frame or platform bed.

SIZES & DIMENSIONS		SPRING COUNT
TWIN LONG	38 X 80"	2,156
QUEEN	60 X 80"	3,336
CAL. KING	71 X 83"	4,056
KING	76 X 80"	4,276
MATTRESS HEIGHT		13"
TOTAL MATTRESS HEIGHT WITH XUPPORT TOP PAD		15 ½"



VISIT A DUXIANA® STORE NEAR YOU TO DISCOVER THE DUX® DIFFERENCE

The only way to truly experience The DUX Bed is to lie down on one. We promise that it's unlike anything you've experienced. Imagine a bed with over 97 years of dedication and passion perfectly supporting you every night. Imagine waking up each morning not only ache-free, but also rested and rejuvenated. It's all possible with The DUX Bed.

Make an informed decision about where you spend a third of your life and try The DUX Bed. It will change your life.

The DUX Bed is available exclusively at DUXIANA® stores.



THE WORLD'S MOST PRESTIGIOUS HOTELS TRUST DUX®

With The DUX Bed available in over 100 luxury hotels worldwide, you're guaranteed a great night's sleep no matter where you are in the world. Visit DUXIANA.com for featured hotels & promotions.

THE DUX BED IS AVAILABLE AT DUXIANA STORES IN OVER 90 LOCATIONS WORLDWIDE.

ASIA & SOUTH PACIFIC

AUSTRALIA
SYDNEY

CHINA
SHANGHAI
WUXI
HUANGZHOU
YANTAI
BEIJING
XIAN
WENZHO
TIANJIN

JAPAN
TOKYO

SOUTH KOREA
SEOUL

SINGAPORE

TAIWAN
TAIPEI

MIDDLE EAST
SAUDI ARABIA

UNITED ARAB EMIRATES
DUBAI

EUROPE
ALBANIA
TIRANA

AUSTRIA

BELGIUM
BRUSSELS

CYPRUS
LIMASSOL
NICOSIA

CZECH REPUBLIC

DENMARK
COPENHAGEN
ESBJERG
RANDERS
VEJLE

FINLAND
HELSINKI

FRANCE

GERMANY
BERLIN
COLOGNE
HAMBURG
MUNICH
STUTTGART

GREECE
ATHENS
THESSALONIKI

ICELAND
REYKJAVIK

IRELAND

ITALY

LUXEMBURG
LUXEMBURG CITY

NETHERLANDS

NORWAY
BERGEN
OSLO
TØNSBERG

POLAND
KRAKÓW

PORTUGAL

SPAIN
MALLORCA

SWEDEN
GOTHENBURG
MALMÖ
STOCKHOLM

SWITZERLAND
LENZBURG
ZURICH

TURKEY
ISTANBUL

UNITED KINGDOM
LONDON

NORTH AMERICA
CANADA
VANCOUVER

MEXICO
MONTERREY

UNITED STATES
ATLANTA
BELLEVUE
BOCA RATON
BOSTON
CHICAGO
DALLAS
GREENWICH
MANHASSET
NEW YORK
NEWPORT BEACH
PALO ALTO
RALEIGH
RIDGEWOOD
SAN FRANCISCO
SAN RAFAEL
SOUTHERN PINES
SUMMIT
WASHINGTON D.C.
WEST HOLLYWOOD



VISIT A DUXIANA® STORE NEAR YOU
TO DISCOVER THE DIFFERENCE A DUX®
BED CAN MAKE IN YOUR LIFE.

www.duxiana.com

The DUX® Bed is available only at

DUXIANA®

THE GLOBAL LEADER IN SLEEP TECHNOLOGY

WWW.DUXIANA.COM



THE DUX BED

